

Maximizing Patient Reach with Payer Analysis

Identifying High-Value Payers to Enhance Coverage and Accelerate Patient Access



cs@perceptive-analytics.com
+1 (646) 583 0001
perceptive-analytics.com

COMPANY OVERVIEW



A Pharmaceutical
Company



C-Suite Executive
(CEO/CIO)

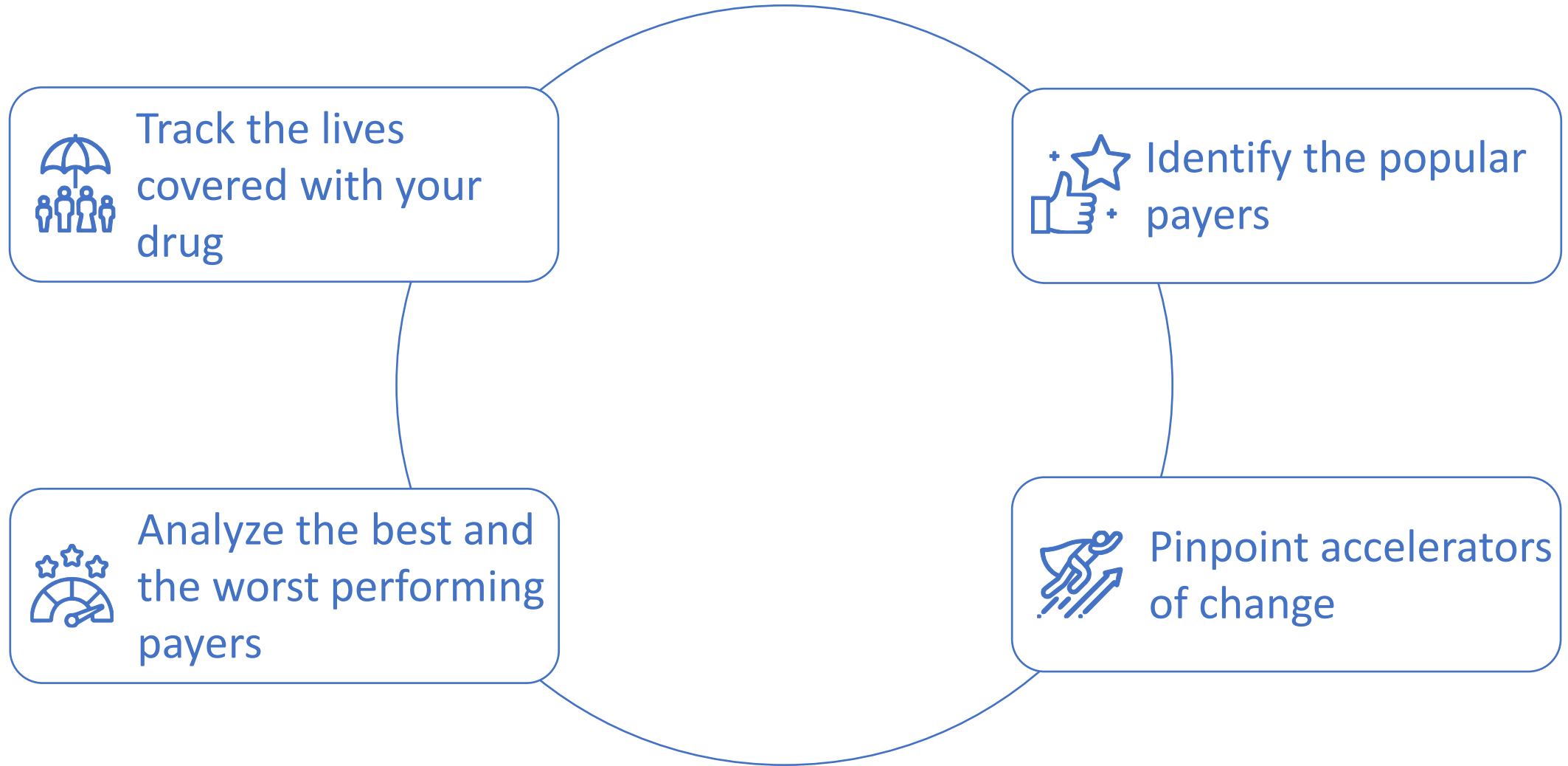


\$400M
Revenue

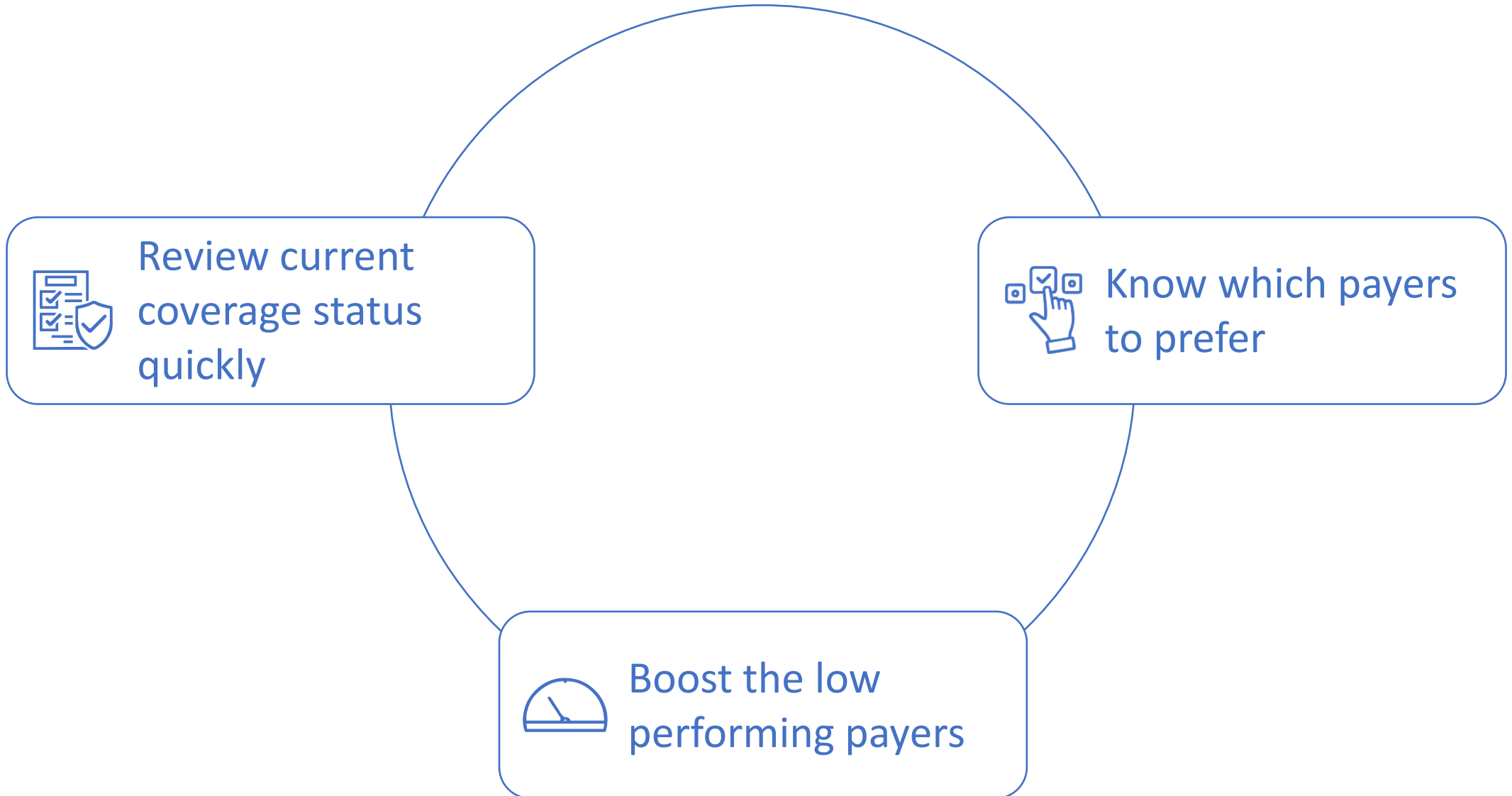


201-500
Employees

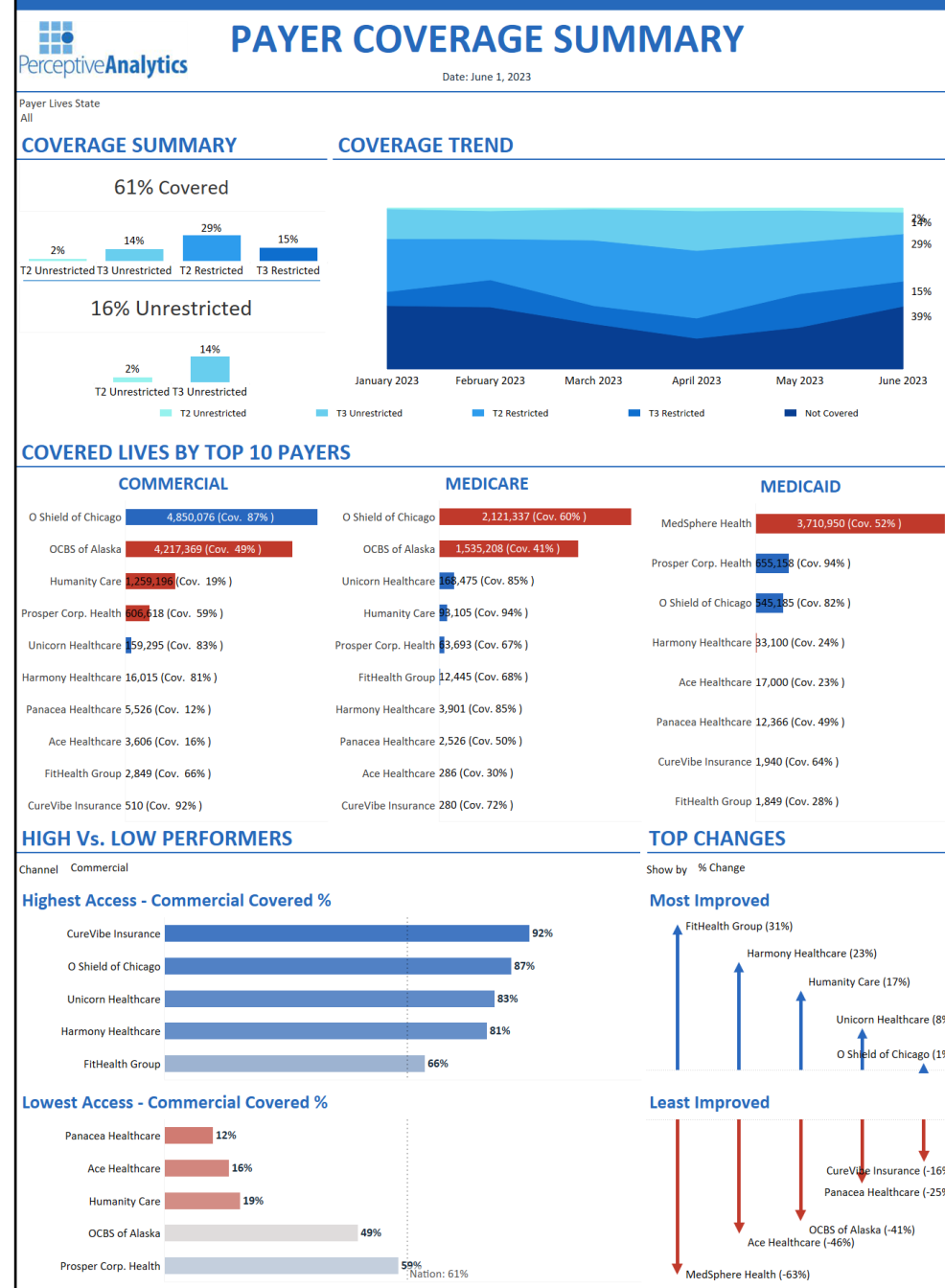
OBJECTIVES

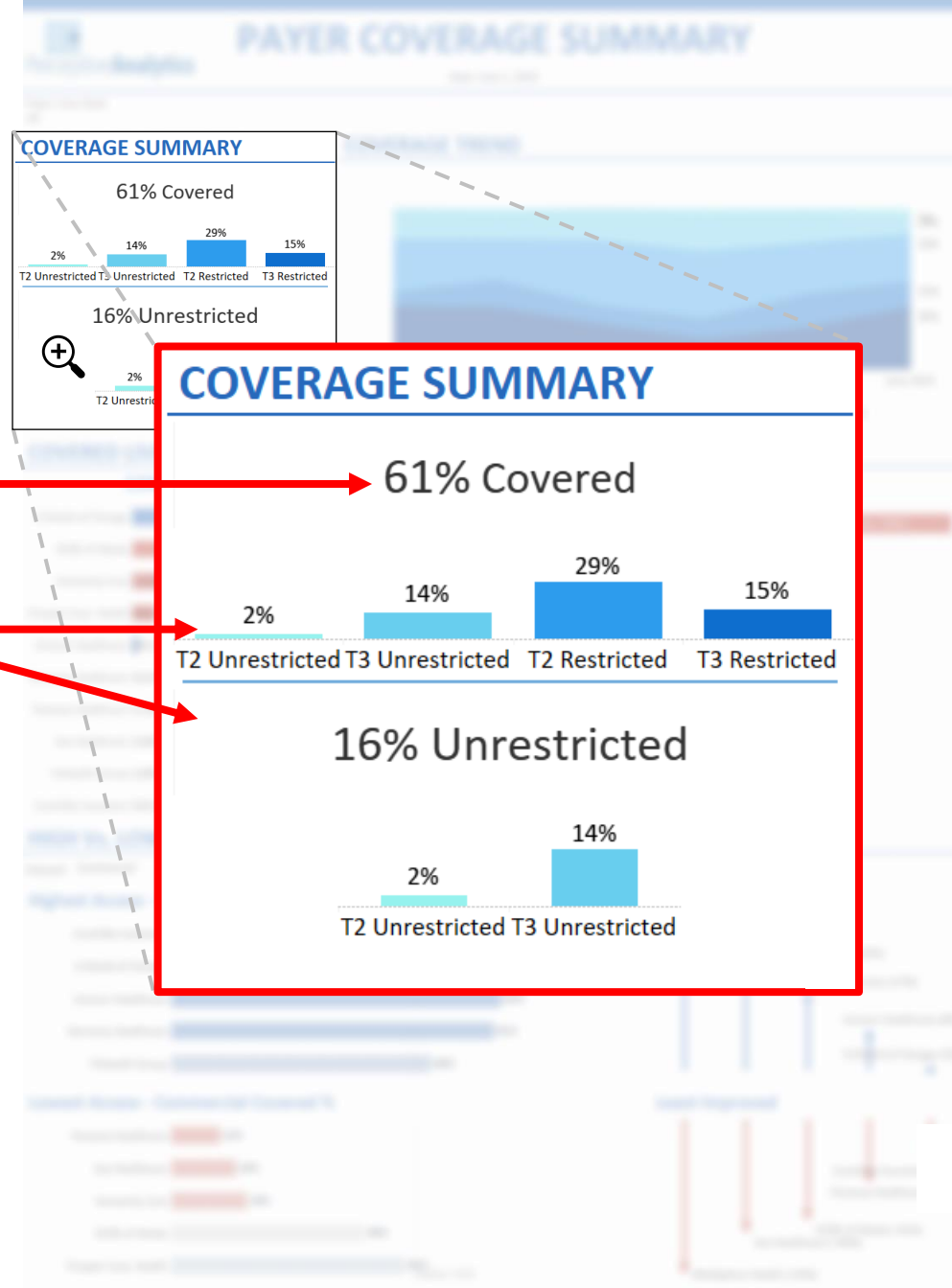


BENEFITS



Spot the best and the worst performers



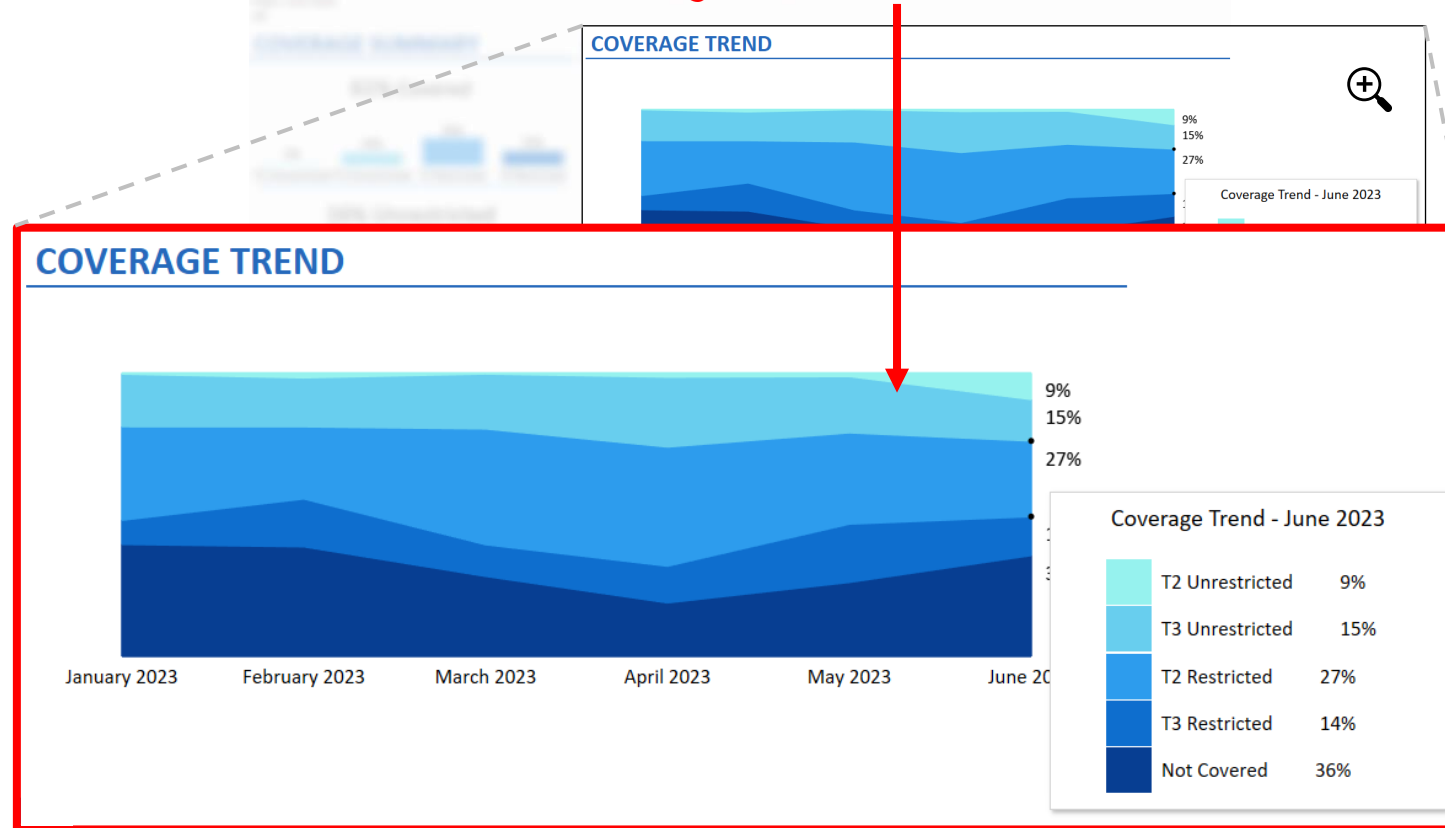


% lives covered overall

Analyze the split by tier

Let's look at the trend >>

Observe how the tier distribution has changed over time



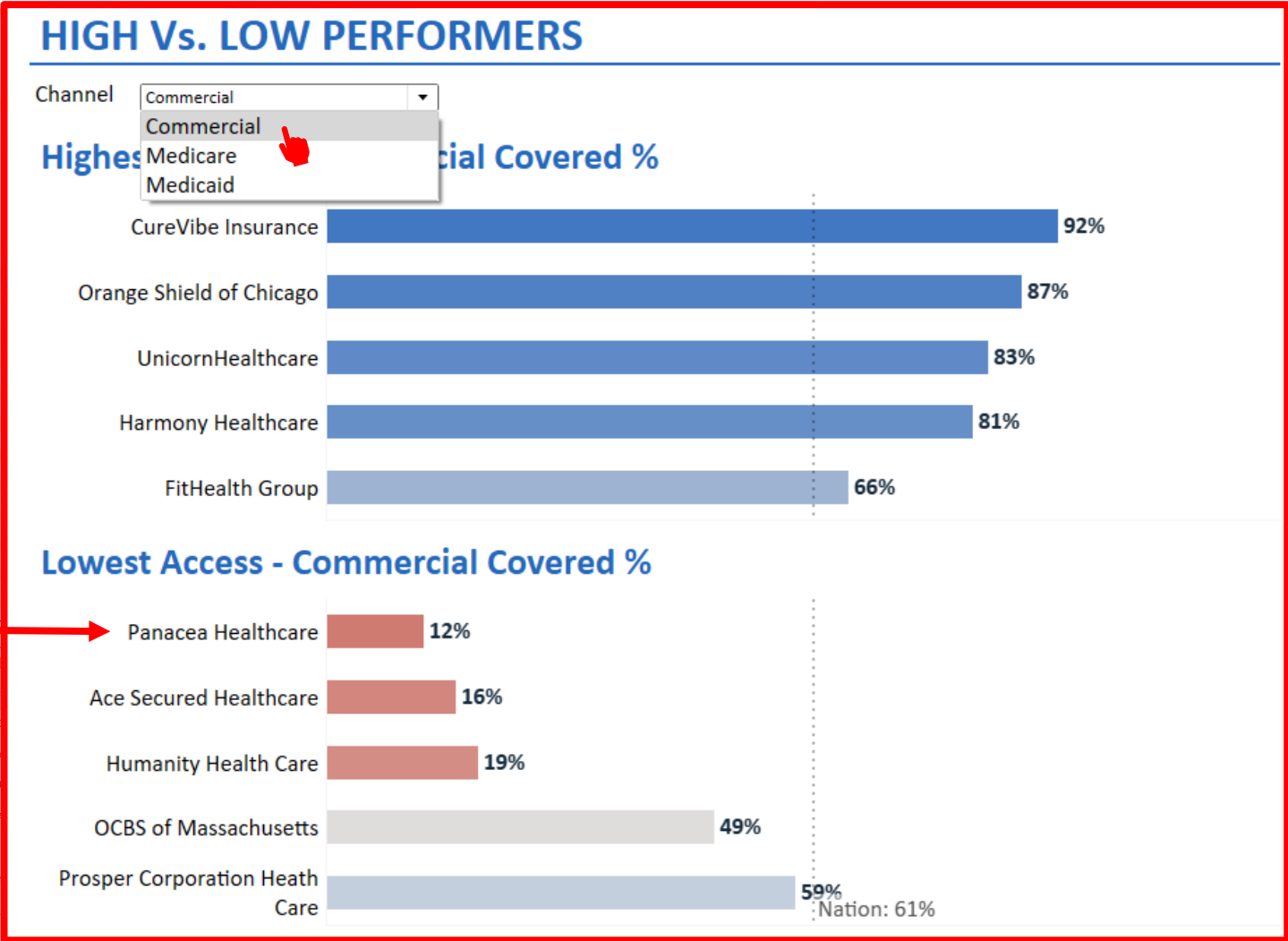
Let's check the popular payers >>

Review popular payers & their coverage for your drug by channel

COVERED LIVES BY TOP 10 PAYERS		
COMMERCIAL	MEDICARE	MEDICAID
O Shield of Chicago 4,850,076 (Cov. 87%)	O Shield of Chicago 2,121,337 (Cov. 60%)	MedSphere Health 3,710,950 (Cov. 52%)
OCBS of Alaska 4,217,369 (Cov. 49%)	OCBS of Alaska 1,535,208 (Cov. 41%)	Prosper Corp. Health 655,158 (Cov. 94%)
Humanity Care 1,259,196 (Cov. 19%)	Unicorn Healthcare 168,475 (Cov. 85%)	O Shield of Chicago 545,185 (Cov. 82%)
Prosper Corp. Health 606,618 (Cov. 59%)	Humanity Care 93,105 (Cov. 94%)	Harmony Healthcare 33,100 (Cov. 24%)
Unicorn Healthcare 159,295 (Cov. 83%)	Prosper Corp. Health 63,693 (Cov. 67%)	Ace Healthcare 17,000 (Cov. 23%)
Harmony Healthcare 16,015 (Cov. 81%)	FitHealth Group 12,445 (Cov. 68%)	Panacea Healthcare 12,366 (Cov. 49%)
Panacea Healthcare 5,526 (Cov. 12%)	Harmony Healthcare 3,901 (Cov. 85%)	CureVibe Insurance 1,940 (Cov. 64%)
Ace Healthcare 3,606 (Cov. 16%)	Panacea Healthcare 2,526 (Cov. 50%)	FitHealth Group 1,849 (Cov. 28%)
FitHealth Group 2,849 (Cov. 66%)	Ace Healthcare 286 (Cov. 30%)	
CureVibe Insurance 510 (Cov. 92%)	CureVibe Insurance 280 (Cov. 72%)	

Let's see which providers include your drug in their plans >>

Quickly get access to the coverage% by payer



This payer offers least number of services



Let's find who drove the change >>

This payer has witnessed the highest % increase in impacted lives

This payer saw a significant drop in % lives this month

Action items:

- Talk to the provider*
- Diagnose reasons*

TOP CHANGES

Show by
Absolute Change
Most % Change

FitHealth Group (31%)

Harmony Healthcare (23%)

Humanity Health Care (17%)

UnicornHealthcare (8%)

Orange Shield of Chicago (1%)

Least Improved

CureVibe Insurance (-16%)

Panacea Healthcare (-25%)

OCBS of Massachusetts (-41%)
Ace Secured Healthcare (-46%)

MedSphere Inc. Care Health Plan (-63%)

CureVibe Insurance (-16%)

Panacea Healthcare (-25%)

OCBS of Massachusetts (-41%)
Ace Secured Healthcare (-46%)

MedSphere Inc. Care Health Plan (-63%)



End-to-End Data Analytics Services

Winner

Fidelity Investments
Data Challenge

100+

Clients Served
Across Industries

15+

Years of
Experience

Schedule a free consultation



cs@perceptive-analytics.com

+1 (646) 583 0001

perceptive-analytics.com

[CLICK HERE TO SCHEDULE](#)