

# CASE STUDY

## Utilization Tracker for Infrastructure and Quality Services Company



Data Analytics | Excel Apps  
New York • Dallas • San Francisco • Hyderabad  
Perceptive-Analytics.com  
(646) 583 0001 [cs@perceptive-analytics.com](mailto:cs@perceptive-analytics.com)

# CLIENT CASE STUDY

## Prime Infra Projects

### The Client

Prime Infra Projects (name changed) is one of the fastest growing and most admired infrastructure companies in India having expertise in executing large and complex industrial infrastructure projects. The Company provides turnkey end to end solutions to set up power generation plants, power transmission & distribution systems, fully integrated rail & metro systems, commercial buildings and airports, chemical process plants, water and waste water management solutions, complete mining and metal purification systems.

### Business Challenge

With several projects in pipeline, the client was unable to track the employee utilization. The inability to execute current projects even when the resources are available, eventually led to the loss of revenue and delay in project delivery. The biggest challenge was to keep track of the employee utilization on an on-going basis. Neither reports nor dashboards were available for the management to make quick and effective decisions. There was no proper mechanism to track the utilization of all the employees and the information was decentralized.

### Solution

We analyzed the problem and came up with a solution using excel based application. The utilization details of the employees are maintained in a google spreadsheet which acts as a centralized system. This file is accessible to the management and location coordinators. The tool is user friendly and operation doesn't require excel knowledge. The tool generates the dashboard in a few clicks, acts as a single database and maintains data integrity. The tool and data are mobilized which is used on a daily basis.

This dashboard helps in visually interpreting and tracking:

1. The periodic utilization (year, quarter, month, week and daily).
2. The utilization status of employees who are idle and needs to be assigned to another project.

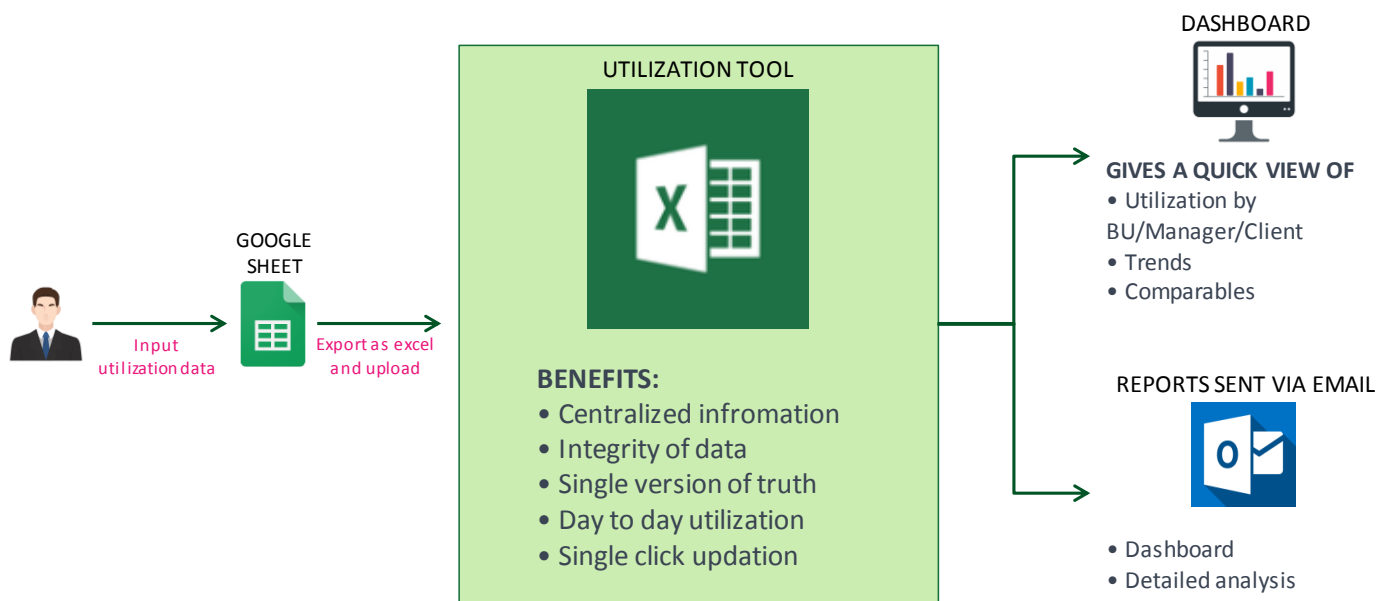
3. The utilization for the earlier period and compares it with current utilization, which helps the location coordinators to plan the employee utilization effectively.

Once the dashboard is generated it is attached as an image to the email body and the excel file with the reports and dashboard as an attachment in the email is sent to all the location coordinators and managers for further review.

## Impact

This application helped Prime Infra to keep a track of their employee utilization and enabled them to utilize their resources efficiently. This helped Prime Infra to increase the utilization by 4 – 5% and complete projects on time. It also helped the HR department to analyze the utilization, understand the requirement and hire more personnel accordingly.

## EXCEL BASED UTILIZATION TRACKER



### BENEFITS OF THE UTILIZATION TRACKER



DATA DRIVEN  
DECISION  
MAKING



ENHANCED  
REVENUE AND  
PRODUCTIVITY



NO EXCEL SKILLS  
REQUIRED



ONE CLICK  
OPERATION



EASY TO  
IMPLEMENT

## Utilization Dashboard

Employee Category

All

Reporting Manager

All

Period

Previous Quarter

Measure Names


Not-Utilized  
Non Chargeable E.  
Non Chargeable I.  
Chargeable  
Leave  
Weekly-Off

Highlights what  
needs attention

### Utilization Aggregated



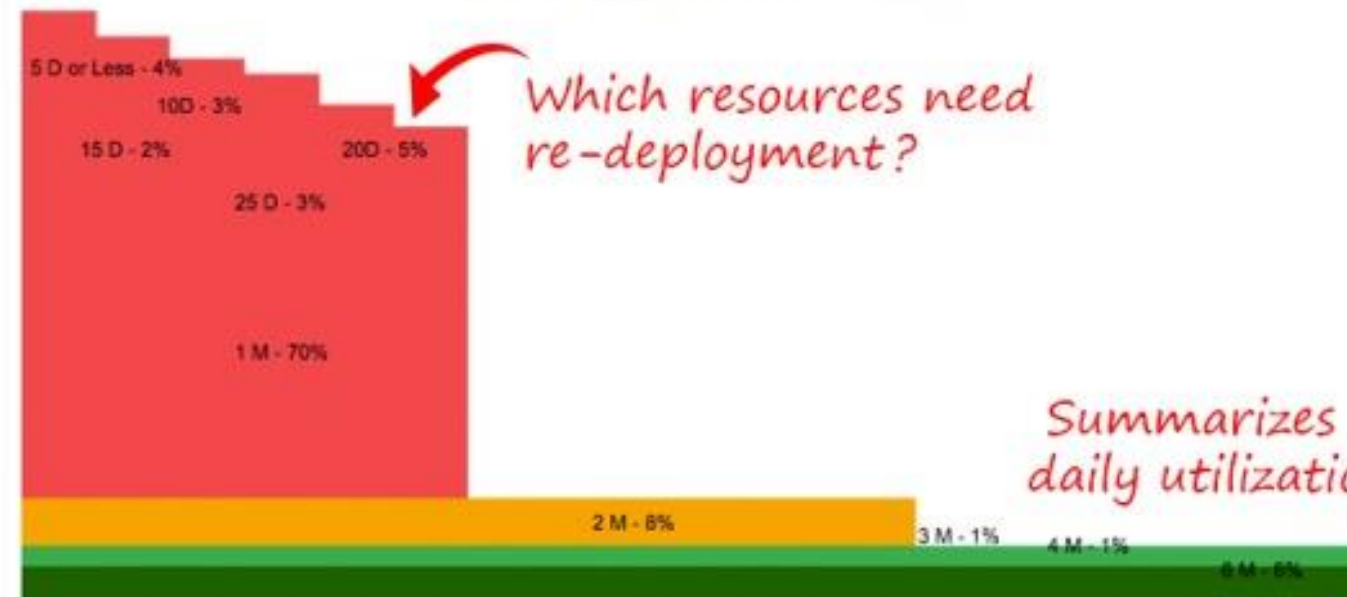
### Employees on Contract



### Employees on Adhoc Projects



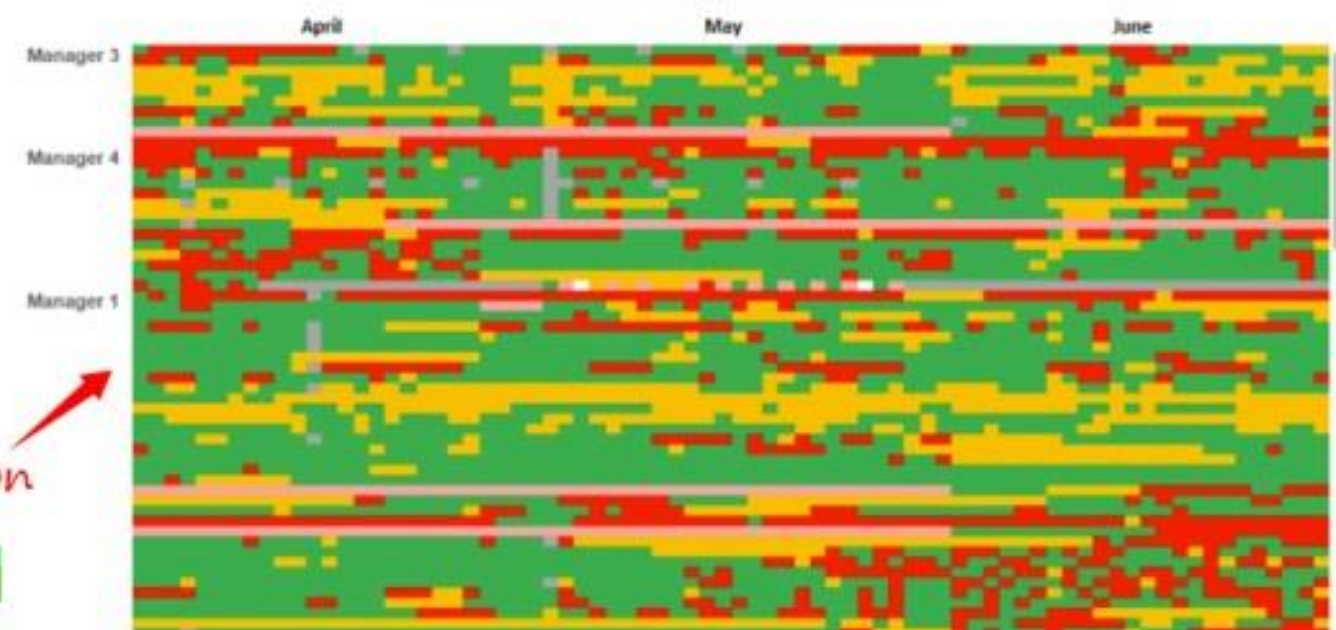
### Utilization based on Contract Expiry



Which resources need  
re-deployment?

Summarizes  
daily utilization

### Utilization Details Adhoc Projects



## Perceptive Analytics

Perceptive Analytics is a Data Analytics company, offering specialized services in Spreadsheet Application Solutions, Marketing Analytics and Data Visualization. We serve large and medium sized companies in the US and India.

- Business Intelligence
- Sales Reporting
- Excel Apps
- Accounting Automation
- Inventory Reporting
- Dashboards
- Pricing models
- Budgets

To know more you can reach us at [cs@perceptive-analytics.com](mailto:cs@perceptive-analytics.com).

## Contact

Chaitanya Sagar

Chief Executive Officer, Perceptive Analytics

[cs@perceptive-analytics.com](mailto:cs@perceptive-analytics.com): +1 (646) 583 0001

